

ADVENT

Advent



craft project - felt candle



supplies:

1. White Felt, Two shades of Orange felt. Craft string and glue or needle and thread.

Glue other larger flame piece to the top of string. Glue smaller piece of flame on top of the large top flame.

Cut out pieces using the template provided.

Cut your string - 19 inches long and fold in half. Wrap your white felt around the string tightly to form a cylinder. Secure with thread or glue

Place one larger piece of flame behind the string just above the candle piece.


white felt candle template

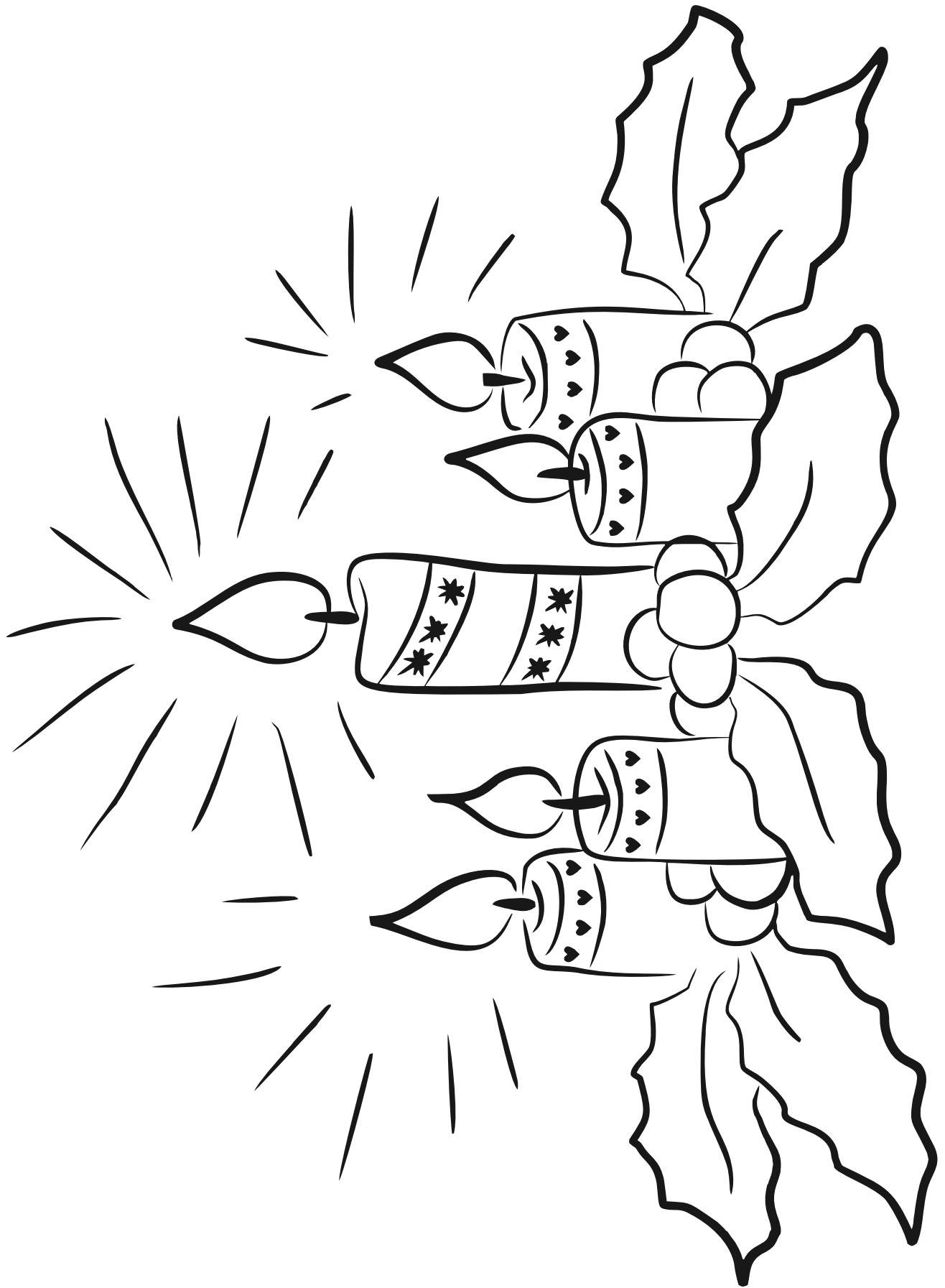
You'll need a 19 inch piece of white string folded in half.

Cut out your template pieces

Roll White felt around the string to create the candle shape. Secure with fabric glue, hot glue or you could sew it together.


Glue one side of the flame lay under the string. Glue the other piece on top to secure the flame piece. Glue on the top piece of the flame.





Memory Verse

In the beginning was the Word,
and the Word was with God, and
the Word was God. - John 1:1



Memory Verse

I am the Good Shepherd. The
good shepherd lays down his
life for the sheep. John 10:11

